

EN



ARJES

Recycling Innovation



IMPAKTOR **THE COMPACT CLASS**

Die **NEW** mobile compact class

IMPAKTOR 250 evo II

www.arjes.de

OUR SHREDDERS OF THE ARJES COMPACT CLASS



CONCRETE SHAFTS






PADDLE SHAFTS



When choosing the right machine, our customers are usually faced with the question of which shredder is right for their specific requirements. Therefore, we have divided our unique double-shaft shredders into three product lines to help you make the right decision.

Fields of application **IMPAKTOR** class

-  Waste Wood & Biomass
-  Household & Commercial Waste
-  Construction & Demolition Waste

Find out more about our applications and tool shafts in the brochure **RECYCLING IS OUR GLOBAL SOLUTION**



PRODUCT LINE **IMPAKTOR**

In the IMPAKTOR class, mainly contractors in the construction and demolition industry will find an extremely compact, flexible and robust shredder with the best price-performance ratio in the industry. However, plant operators wanting to enrich their business with a compact shredder are also well represented in this segment. The mobile shredder is characterised by its unique track system and hook lift combination, a revolutionary shaft quick-change system, an innovative SCU control system and a shaft design that continuously expands the machine's range of applications.

The stationary electric version of the double-shaft shredder is convincing in particularly difficult areas of application due to its high efficiency and low maintenance costs. The two shredder components, shredding unit and control unit, can easily be integrated into existing recycling plants or used as an individual machine.

In addition to numerous possible uses for construction and demolition waste, both the mobile and stationary shredders are suitable for processing concrete and wooden railway sleepers, roots, waste wood, tyres, domestic and commercial waste and other materials.



THROUGHPUT RATES*

Construction waste	Ø 80 – 100 t/h
Concrete / Asphalt	Ø 60 – 80 t/h
Waste wood	Ø 10 t/h
Biomass	Ø 20 t/h
Waste & Plastics	Ø 10 – 15 t/h

*Depends on the equipment of the shredder, the shaft configuration and the optimum material feed. The performance data given are average values without guarantee!

IMPAKTOR 250 evo II

The highlights of the mobile compact class in detail



WATER SPRINKLER

Included!
Reduction of dust in the feeding area and at the discharge belt



SHREDDING UNIT

Large-volume hopper and double shaft system with **quick-change cassette**



SCU-CONTROL SYSTEM

Including new **remote control** with extended features to control the entire machine



TRACK SYSTEM

Included!
Guaranteed high mobility on uneven surfaces



GRILLE

High air suction volume and optimal accessibility of the engine for service, maintenance and cleaning



COMPACT SCREEN

Optional!
Easy separation of the material flow into two fractions (adjustable screen size)



MAGNET

Included! Height adjustable overband magnet for effective FE separation **including discharge container**

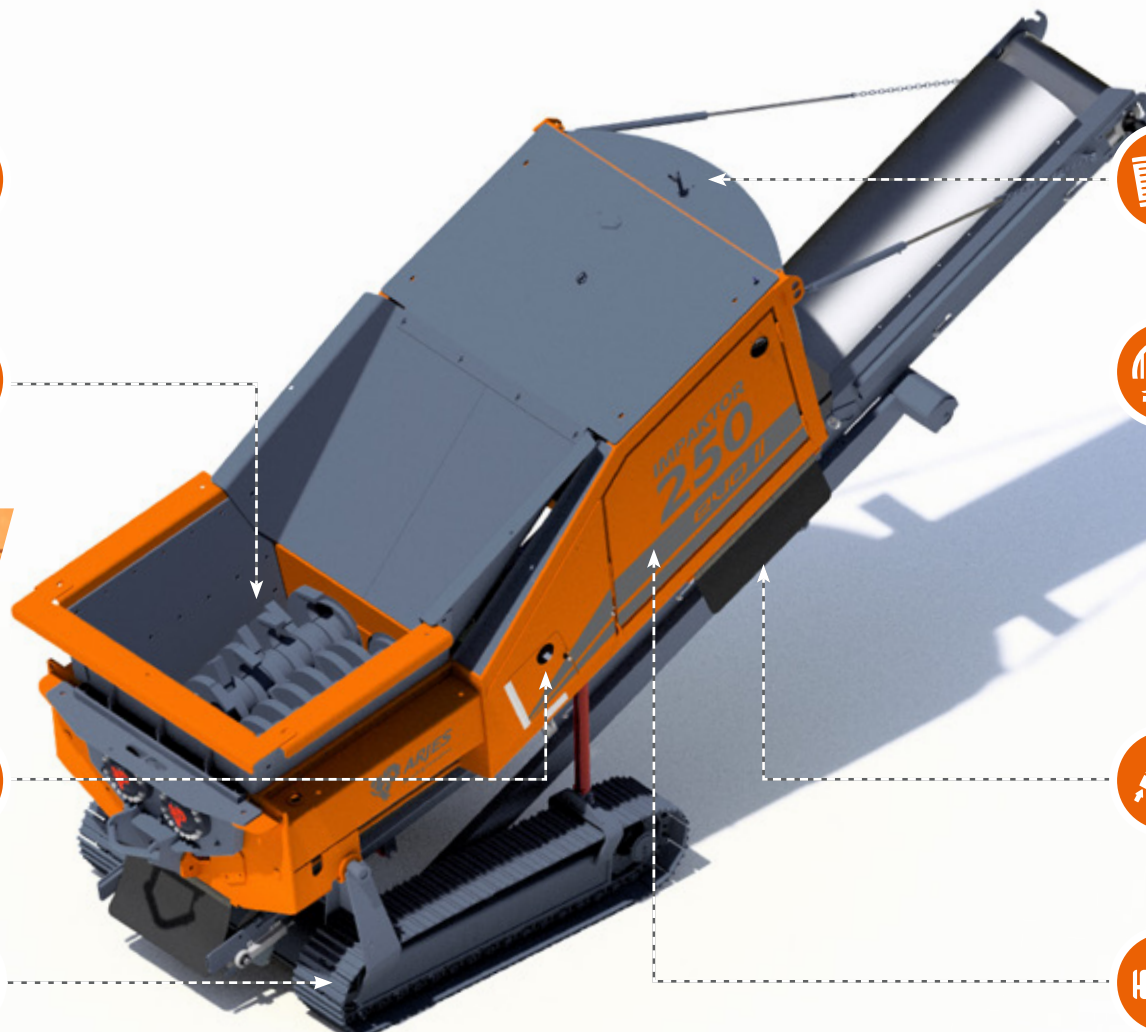


DRIVE

Powerful **VOLVO PENTA** diesel engine for low fuel consumption and maximum efficiency



POWERED BY
VOLVO PENTA



TECHNICAL DATA

DIMENSIONS

Version	Track system and hook lift
Length (mm)	7.700 / 7.300 (Transport)
Width (mm)	2.300 / 2.300 (Transport)
Height (mm)	3.900 / 2.550 (Transport)
Total weight (kg)	13.400

DRIVE	EU	US	ROW*
Engine (Volvo Penta)	TAD 581 VE	TAD 572 VE	TAD 551 VE
Emission standard	EU Stage V	EPA Tier 4f	Stage 3A
Power (kW / HP)	129 / 175	160 / 220	129 / 175
Fuel capacity (l)	300		
Gearbox	Bonfiglioli		

DISCHARGE BELT

Discharge height (mm)	3.200
Width (mm)	800
Included	Over-belt magnet, discharge container and water sprinkler system

SHREDDING UNIT

Hopper volume (m ³)	2,25
Shaft length (mm)	1.500
Shaft diameter (mm)	680
Weight (kg / cassette)	1.800
Rotation speed (rpm)	11 – 35




Scan QR-Code and watch the IMPAKTOR 250 evo II in action!



Reduced transport and working height

Due to the reduced transport height to approx. 255 cm, sea container collections are possible without dismantling the hopper walls and the maximum loading height for trucks is generally not exceeded.



Revised quick-change cassette

The improved quick-change cassette ensures a significantly longer operating time as the pressure during the crushing process is no longer exerted on the fastening bolts, but on the entire machine.



Manually insertable waveform plates

By inserting or removing the plates, the gap width may be modified and thus the final grain size adjusted. In case of worn cutting blades, the plate can be rotated and reinserted several times.

*Rest of the world (country-specific requirements)




☎ 1300 859 885

✉ sales@triconequipment.com.au

🌐 www.triconequipment.com.au



Your local dealer



5 CONVINCING ARGUMENTS FOR OUR COMPACT CLASS

- 1 Best price-performance ratio in its class**
incl. standard attachments* (e.g. water sprinkler system, magnet etc.)
- 2 Largest range of applications**
Processing of many types of material with the toughest requirements (such as c&d debris, concrete, tyres, waste wood, household and industrial waste, etc.)
- 3 Revolutionary shaft quick-change system**
Shortens maintenance times, refurbishment and changing different shaft types for uninterrupted operation
- 4 Maximum mobility in every situation**
Track system* and hooklift / multilift included as standard
- 5 Innovative SCU plug-and-play control**
Predefined shredding programs that control rotation and speed of shafts for user-friendly operability

*only available for mobile machines